



**POWER OF SIMPLICITY**

**Pricelist Wise Stock Valuation In**  
**Stock Summary– 1.0**



**Alpha Automation Pvt. Ltd.**

**Head Office**

104-The Grand Apurva, Nr. Hotel Fortune Palace,

Nr. Digjam Circle, Airport Road - JAMNAGAR –Gujarat (India)

Phone No. : +91-288-2713956/57/58, 9023726215/16/17/18, 9099908115, 9825036442

Email : mail@aaplautomation.com

**Branch Office**

**Rajkot** : 807-Dhanrajni Complex, Nr. Hotel Imperial Palace, Dr. Yagnik Road, RAJKOT (Gujarat).

**Gandhidham** : 92-GMA Building, 2nd Floor, Plot No. -297, Sector-12B. GANDHIDHAM (Gujarat)

© 2020 Alpha Automation Pvt. Ltd. All rights reserved.

Tally, Tally 9, Tally9, Tally.ERP, Tally.ERP 9, Shoper, Shoper 9, Shoper POS, Shoper HO, Shoper 9 POS, Shoper 9 HO, TallyDeveloper, Tally.Server 9, Tally Developer, Tally. Developer 9, Tally.NET, Tally Development Environment, TallyPrime, TallyPrimeDeveloper, TallyPrime Server, Tally Extender, Tally Integrator, Tally Integrated Network, Tally Service Partner, TallyAcademy & Power of Simplicity are either registered trademarks or trademarks of Tally Solutions Pvt. Ltd. in India and/or other countries. All other trademarks are properties of their respective owners.

Version: Alpha Automation Pvt. Ltd. / Item GST details in Stock Summary Report /1.0/ Oct-2020

## Pricelist Wise Stock Valuation In

### Stock Summary – 1.0

#### **Introduction**

By Default Stock Summary Report gives option of Generating Stock Valuation Report based on Fixed Valuation Methods given in the List. User cannot generate Stock Valuation Report based on the Price List. This module facilitates the user to generate Stock Valuation Report based on the Price List selected.

#### **Benefits**

- It is useful to know the Stock Valuation Report based on one of the Price List.
- It gives the idea of Sales Value Potential if the Items get sold at that price.

#### **What's New?**

- Compatible with TallyPrime

#### **Important!**

Take back up of your company data before activating the Add-on.

Once you try/purchase an Add-on, follow the steps below to configure the Add-on and use it.

#### **Installation**

1. Copy the TCP file in TallyPrime Folder.
2. Gateway of Tally → F1 (Help) → TDL & Add-on → F4 (Manage Local TDL) → Select Yes in Load TDL on Startup and give the file name of TCP File. After pressing the Enter Key will show TDL Status which should be as Loaded.

#### **System requirements:**

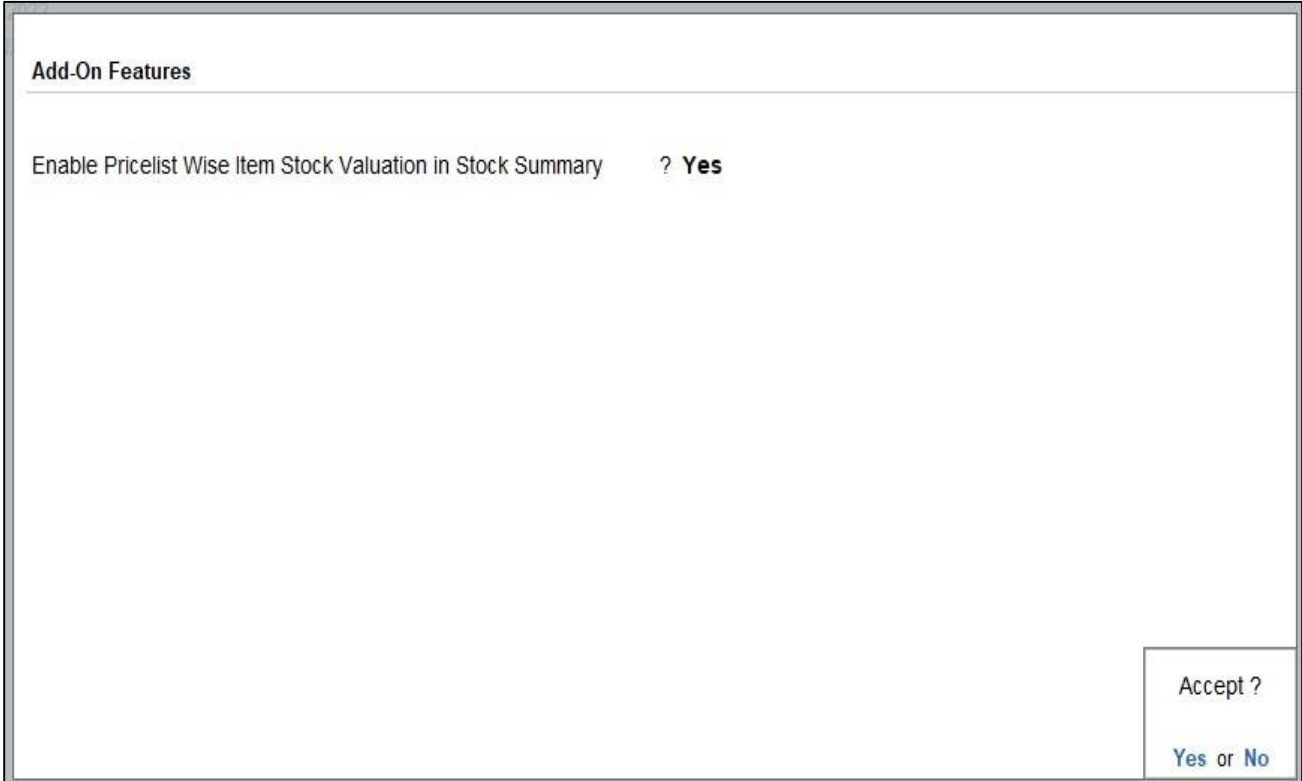
No additional hardware / software infrastructure is required for executing and operation this applications module.

## 1. Activate the Add-on.

*For Tally Prime Release 1.0*

Go to **Gateway of Tally** → **F1: Help** → **TDL & Add-On** → **F6: Add-On Features**. Alternatively, you may press **CTRL + ALT + T** from any menu to open TDL Management report and then press **F6: Add-On Features**

Set **“Yes”** to the option “Enable Pricelist wise stock valuation in stock summary?”



Add-On Features

---

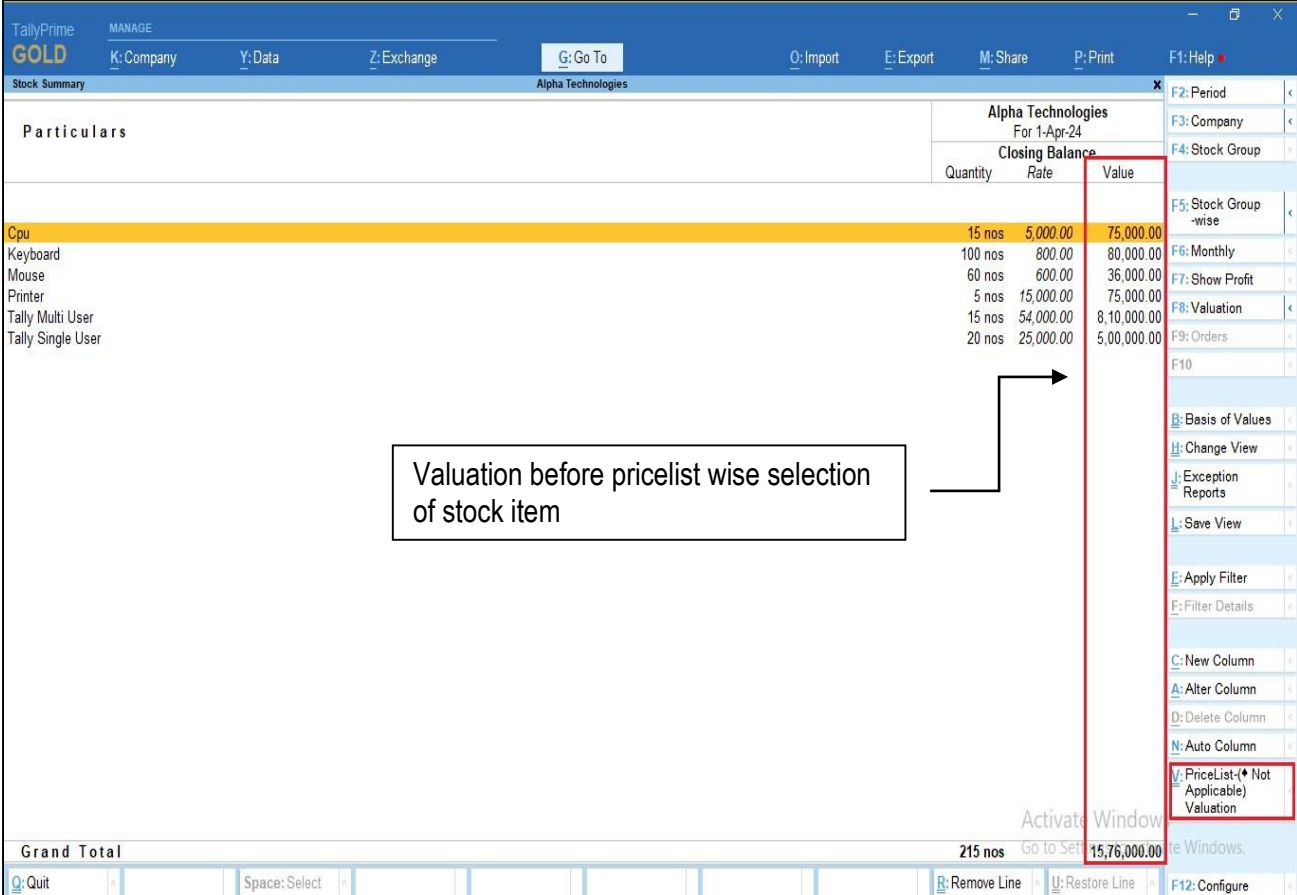
Enable Pricelist Wise Item Stock Valuation in Stock Summary    ? Yes

Accept ?

Yes or No

## Detailed User Guide:

### 1. Gateway of Tally → Stock Summary → Item-wise (F5).



The screenshot displays the 'Stock Summary' window for 'Alpha Technologies' as of '1-Apr-24'. The table shows the following data:

Particulars	Quantity	Rate	Value
Cpu	15 nos	5,000.00	75,000.00
Keyboard	100 nos	800.00	80,000.00
Mouse	60 nos	600.00	36,000.00
Printer	5 nos	15,000.00	75,000.00
Tally Multi User	15 nos	54,000.00	8,10,000.00
Tally Single User	20 nos	25,000.00	5,00,000.00
<b>Grand Total</b>	<b>215 nos</b>		<b>15,76,000.00</b>

The 'Price List' dropdown menu is open, showing the following options:

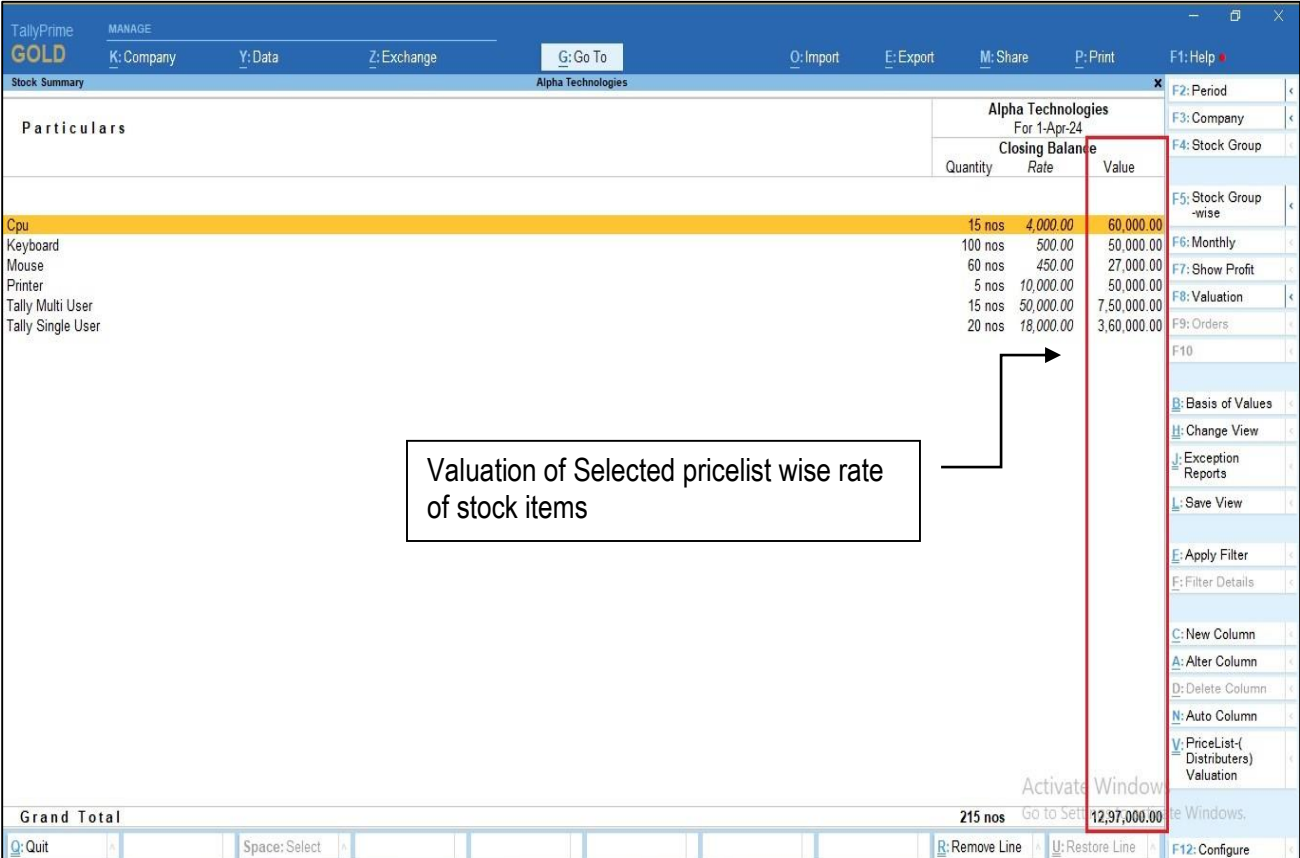
- Basis of Values
- Change View
- Exception Reports
- Save View
- Apply Filter
- Filter Details
- New Column
- Alter Column
- Delete Column
- Auto Column
- Price List (Not Applicable) Valuation**

A callout box with the text "Valuation before pricelist wise selection of stock item" points to the 'Value' column of the table.

2. Click on button Pricelist → Select the price list as shown below.



3. Selected pricelist wise valuation is display of stock item as shown below.



Particulars	Alpha Technologies For 1-Apr-24		
	Quantity	Rate	Value
Cpu	15 nos	4,000.00	60,000.00
Keyboard	100 nos	500.00	50,000.00
Mouse	60 nos	450.00	27,000.00
Printer	5 nos	10,000.00	50,000.00
Tally Multi User	15 nos	50,000.00	7,50,000.00
Tally Single User	20 nos	18,000.00	3,60,000.00
<b>Grand Total</b>	<b>215 nos</b>		<b>12,97,000.00</b>

Valuation of Selected pricelist wise rate of stock items

## FAQ

### **Which version/release of TallyPrime does the add-on support?**

This add-on will work only from TallyPrime Release 1.0 onwards.

### **How will I get support for this add-on?**

For any functional support requirements please do write to us on [mail@aaplautomation.com](mailto:mail@aaplautomation.com) or call us at +91-288-2713956/57/58, +91-9023726215/16, 9099908115, 9825036442.

### **If I need some enhancements / changes to be incorporated for the add-on, whom should I contact?**

Please to write to us on [mail@aaplautomation.com](mailto:mail@aaplautomation.com) with your additional requirements and we will revert to you in 24 hours.

### **Will new features added be available to us?**

We offer one year availability of all support and new features free of cost. After one year, nominal subscription cost will be applicable to you to continue to get free support and updates.

### **What will happen after one year?**

There is no fixed annual charge to be payable mandatory. However if any changes are required in our Add-On to make compatible with New Release of TallyPrime then the modification Charges will be applied.

### **I am using a multi-site. Can I use the same Add-on for all the sites?**

No, one Add-on will work only for 1 site. You need to purchase again if you want to use the same Add-on for more sites.

### **TDL Management screen shows errors with the Add-on. What do I do?**

Check whether the error is because of the Add-on or because of clashes between 2 TDLs (An add-on is also a TDL). In case of clashes, disable one or more TDLs and check which TDL has the error. If the Add-on has a problem, you can report it to us.

**My Tally went into educational mode after installing the add-on. What do I do?**

Go into **Gateway of Tally** → **Press F1 (Help)** → **TDL & Add-on** → **Press F4** and remove the Add-on from the list and Restart Tally.